





UPS Electronic Return Label: View/Print Label

1. **Ensure that there are no other tracking labels attached to your package.**
2. **Fold the printed label at the dotted line.** Place the label in a UPS Shipping Pouch. If you do not have a pouch, affix the folded label using clear plastic shipping tape over the entire label. Take care not to cover any seams or closures.
3. **Drop-off**
 - Take this package to any location of The UPS Store®, UPS Drop Box, UPS Customer Center, UPS Alliances (Office Depot® or Staples®) or Authorized Shipping Outlet near you. Items sent via UPS ReturnsSM Services (including via UPS Ground) are accepted at Drop Boxes, to find your closest UPS location visit www.ups.com/content/us/en/index.jsx and select Drop Off. [Drop Off Locator](#)
 - Daily Pick up customers: Have your shipment(s) ready for the driver as usual.

FOLD HERE

CHRIS NANDOR 3604745090 26232 48TH AVENUE NORTH ARLINGTON WA 98223	20 LBS RS	1 OF 1
SHIP TO: MOSQUITO MAGNET REPAIR 2095690228 MOSQUITO CONTROL TECHNOLOGY 2384 DURHAM DAYTON HIGHWAY DURHAM CA 95938		
	CA 959 1-01 	
UPS GROUND TRACKING #: 1Z 58F E58 90 9999 6117		
		
BILLING: P/P DESC: DEFENDER PWRHEAD & CORD RETURN SERVICE		
Reference No.1: 194089C		
 X01.09.01.24 MACNV50 87.0A 01/2009 TM		